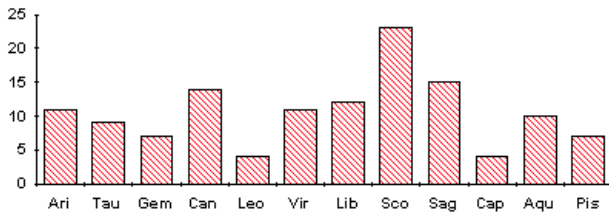


Ray 4 Titles: Sun Signs, t=127



This graph shows the distribution of Sun signs in writers who used a specific type of language in naming their books--the language of the type 4 or "ray 4" personality as described by Alice Bailey. The graph shows 127 type 4 individuals selected from among the first 1,500 (approximately) listed in "American Authors and Their Books." The distribution is significant ($p < .01$). The primary prediction was a high in Scorpio, with predictions of secondary highs in Sagittarius and Taurus. The Taurus expectation was not confirmed.

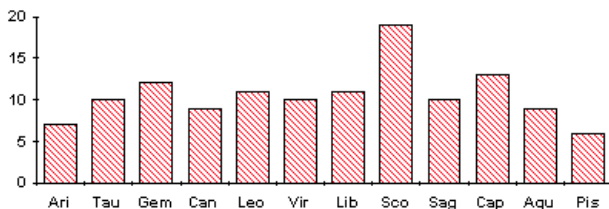
By contrast, a random selection of 1005 birth dates taken from the same biography of American authors showed only a chance distribution of sun signs.

What's a "Ray 4" Writer?

Specifically, it is all authors who made the most frequent use of language expressing the following in their book titles: extreme conflict and struggle, pain and suffering, tragedy, stress, strife, discord, sharp contrasts, and reference to color or specific colors. It also includes reference to the opposites of discord (harmony, concordance, peace, and [when symbolic] musical references). Selection criteria also included any of the numerous synonyms of these word groups. The judgement to include or exclude dates took into account both the frequency of the words and the expressiveness or intensity of the language as shown by the context in which the words were used. Selecting authors based on an overall impression of their book titles is a matching process in that it is a reading or judgement based on a global picture of the titles and a knowledge of Bailey's type 4 language described above.

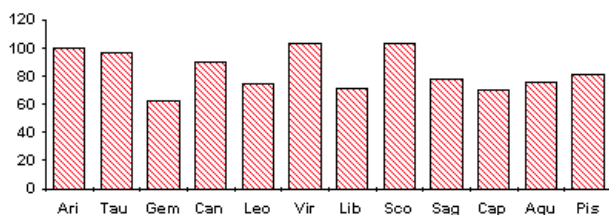
It is also possible to analyze authors in terms of the presence or absence of a more limited and specific language. I give an example of this in my study of color. This method virtually eliminates the need for appraisal and increases specificity of the study. It is, however, much more labor intensive and time consuming because one must read through a large number of references to find one specific pattern.

Ray 4 Titles: Moon Signs, t=127



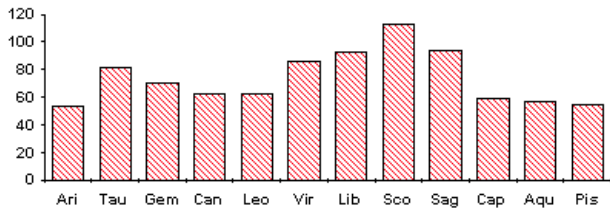
This graph shows the distribution of Moon signs for the group of ray 4 writers described above. In theory, one might expect a high in Scorpio, with predictions of secondary highs in Sagittarius and Taurus. But in practice, I often fail to find a clear pattern for the Moon that is analogous to that for the sun. Note also that the peak in Scorpio may not be meaningful since there are apparently more Scorpio Moon signs among the American authors from which I took this sample--see the graph "AA Control, Moon" below.

AA Control, Moon t=1,005, p<.01



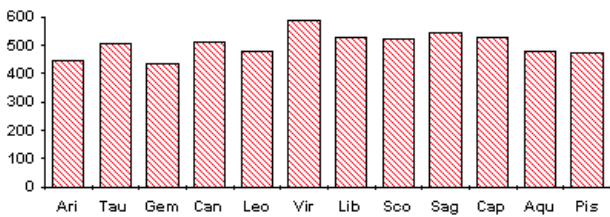
This graph shows a random selection of 1005 birth dates taken from American Authors and Their Books. It shows a significant ($p < .01$) distribution of Moon signs. It is widely reported, and my experience confirms, that significant distributions do not show up in broad occupational categories. Therefore, the unusualness of this Moon distribution is probably a statistical accident. The distribution of Moon signs in a group of European authors collected by Gauquelin shows only a random distribution. This suggests that either American authors as a group are a more coherent entity, and have a slight bias toward certain Moon signs, or that this graph just maps an unusual random variation.

Ray 4 Titles: Sun to Saturn, t=889



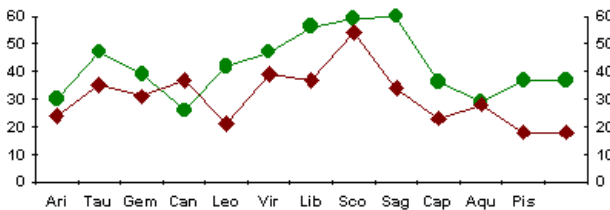
This is the same group of American Ray 4 authors described under the Sun and Moon graphs above. In this case we are looking at a composite of all the sign positions of the Sun, Moon, Mercury, Venus, Mars, Jupiter, and Saturn. Planets beyond Saturn were not included since they move slowly in the zodiac. They have the most extreme astronomical bias and do not have time, in a sample such as this, to distribute themselves in the twelve zodiacal signs. The same can be said, to a lesser degree, of Mars, Jupiter, and Saturn which are included. However, a random selection of 1,005 birth dates (taken from the same biography of American authors as the ray 4 dates above) does not show a peak in Scorpio. Therefore the Scorpio peak in the above graph seems to map a real astrological effect.

AA Control Sun-Sat, t=6027



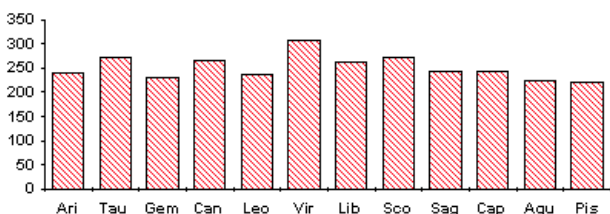
This graphs all the sign positions for the Sun, Moon, Mercury, Venus, Mars, Jupiter, and Saturn—it is based on a random selection of dates from American Authors and Books.

Ray 4 Sacred Versus Nonsacred



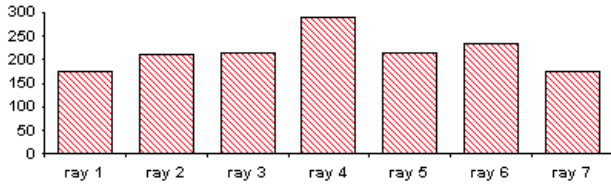
Bailey's "Esoteric Astrology" divides the Sun, Moon, and planets into two groups: "sacred" and "nonsacred." These groups are graphed separately above. Circle-line (Mercury, Venus, Jupiter, and Saturn) is sacred, t=508; diamond-line (Sun, Moon, Mars) is nonsacred, t=381. Scorpio stands out most clearly in the nonsacred group. The primary prediction was a high in Scorpio, with secondary predictions for lesser peaks in Taurus and Sagittarius. The sacred planets--circle-line offers some support for both the primary and secondary predictions.

AA Control: Nonsacred, t=3015



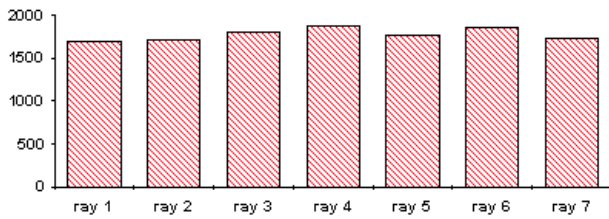
This is a composite of the Sun, Moon, and Mars (Bailey's "nonsacred" bodies) and included here for comparison with the Ray 4 study above. It does not show a marked peak in Scorpio though Scorpio is slightly above average. The data is again based on a random selection of birth dates from American Books and Authors. The distribution as a whole is significant (p<.01). Note that the apparent significance is not simply the result of a possibly skewed Mars's distribution since the Moon and Sun combined is also significant at the .01 level. The Sun distribution, by itself, is random and only achieves significance when combined with the Moon. Presumably, the unusualness of the distributions are the result of demographic factors.

**Ray 4 Titles: Ray Triangles--
Sun to Saturn, t=1516**



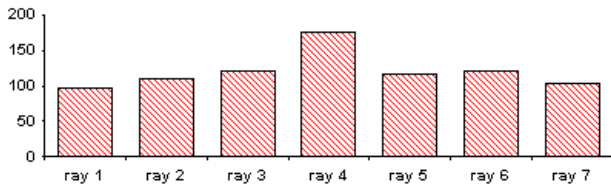
This is the ray 4 authors group again, graphed here as a composite of the Sun, Moon, Mercury, Venus, Mars, Jupiter, and Saturn. This graph corresponds to the seven ray triangles as defined by Alice Bailey. The expected peak occurs in the Ray 4 signs. Bailey defines these as the combined positions of the signs Scorpio, Taurus, and Sagittarius. In ray theory, these three signs are associated with ray 4.

AA Control Sun to Sat, t=12,431



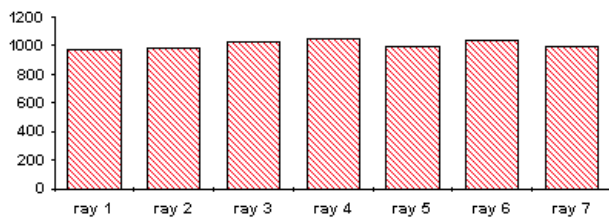
This is a graph of the Sun, Moon, Mercury, Venus, Mars, Jupiter, and Saturn in terms of the seven ray triangles. It is based on a random selection of dates from American Authors and Books, and included here for comparison with the above Ray 4 authors.

**Ray 4 Titles: Ray Triangles--
Sun, Moon, Mercury, Venus, t=846**



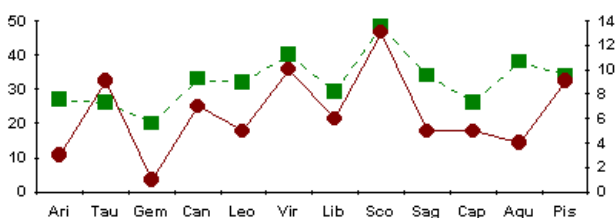
This is the ray 4 authors group displayed in terms of the ray triangles. The predicted peak is ray 4 which maps the composite of Sun, Moon, Mercury and Venus sign positions for Scorpio, Taurus, and Sagittarius.

AA Control Sun/Moo/Mer/Ven, t=7,064



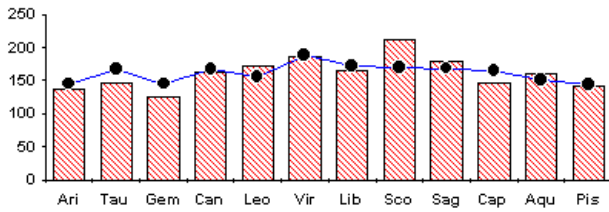
This seven rays graph is based on a randomly selected group of birth dates from American Authors and books and is included for comparison with the corresponding ray 4 graph above. This control group shows no clear bias toward any of the seven rays.

Authors-Color: Sun t=387 & t=77



These two distributions show the sun by zodiacal sign: Upper (square) shows 387 authors who used a color (red, blue, etc.) in one or more book titles. Lower (circle) shows a subset of the same group (77 authors) who referred to a color in two or more of their book titles. A random selection of 1005 birth dates, taken from the same biography of American authors as the dates above, show only a chance distribution of sun signs.

Authors--Color: Sun-Mars, T=1,934



This bar graph is a composite of the sign positions for all the authors who used color words in their book titles. The composite is for Sun, Mercury, Venus and Mars. The line graph, $t=1,936$, is the randomly selected control group for the same positions. As in the previous observations, Scorpio remains the most notable feature of authors using color words in their book titles.