

THE SEVEN FACES OF MAN

SUMMARY OF REPLICATION OF SEVEN FACES RESEARCH

This text is a brief summary of a replication of the research described in [The Seven Faces of Man](#).

Ms. Wanja de Jager, a third-year statistics student at Rand Afrikaans University in Auckland Park, South Africa, undertook a replication of the research reported by Davis and Roosen in *The Seven Faces of Man*.

The text below quotes from her research paper of 26 September 1996.

In her paper, de Jager says she executed a "Sampling according to the methods described in [Seven Faces Section III](#). A total number of 820 faces were classified. Each face in the sample was placed into one of the ray groups... "

This means that, as de Jager states, "The first stage of this project involved an attempt to replicate the research done by Roosen and Davis in *The Seven Faces of Man*. This research entailed slowly analyzing portraits and 'guessing' which astrological category that person belonged to."

de Jager conducted seven photo studies, one for each of the seven hypothesized ray types. She analyzed the astrological signs in terms of the seven groups defined by Alice Bailey.

de Jager took her photo samples from the following populations:

- * Men of Achievement, a Bibliographical Dictionary of successful men.
- * The world's best known musicians, a book containing portraits and birthdays of famous musicians.
- * The Who's Who of America.

For detailed references, see our

[The Seven Faces of Man--Appendix II](#).

de Jager's for-college-credit paper is a statistically sophisticated and conservatively stated document. The verbal essence of it is, as de Jager states, "The data gained showed a similar basic pattern." She sums up her replication as "partly" successful.

The extent to which de Jager's work supports our results can easily be seen by simple visual comparison of her seven graphs with the corresponding seven graphs in "The Seven Faces of Man." This visual comparison is stunning:

For each of the seven rays, see the blue graphs from her paper, reproduced below, and the corresponding red graphs from our research. The seven sets of graphs below, display astrological sign results in terms of the seven groupings defined in "The Seven Faces of Man."

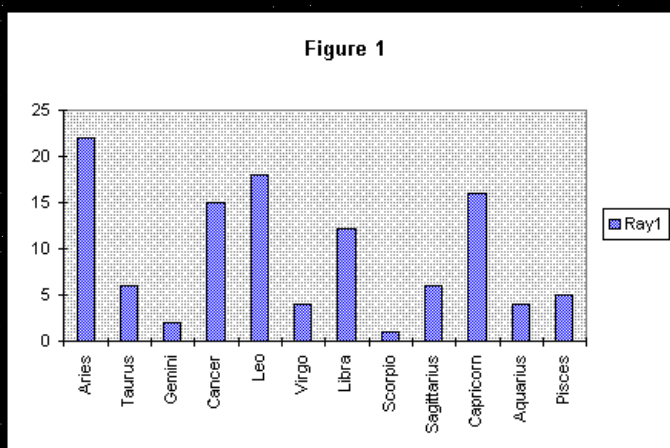


Figure #1, Ray 1: 420 Sun Signs

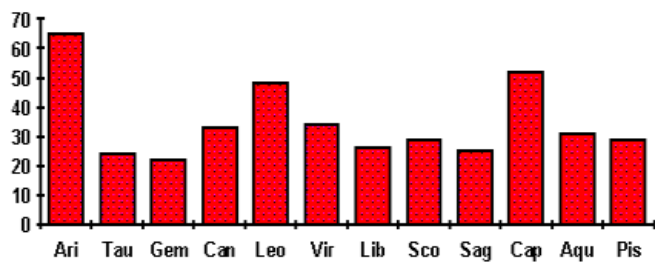


Figure 2

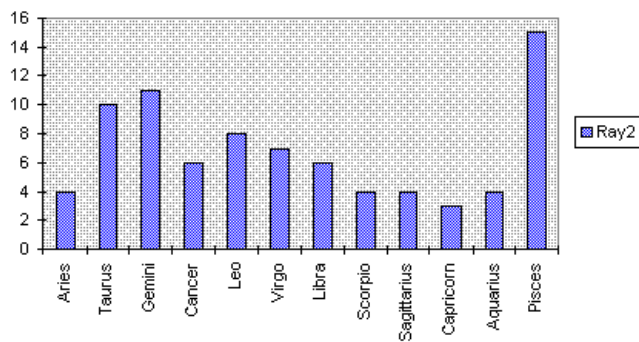


Figure #2, Ray 2: 253 Sun Signs

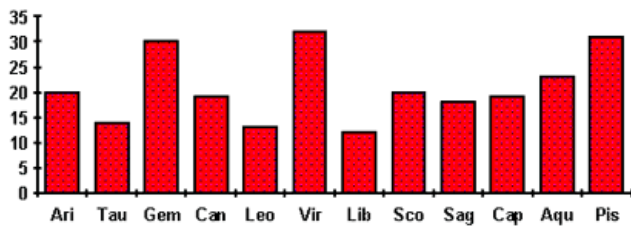


Figure 3

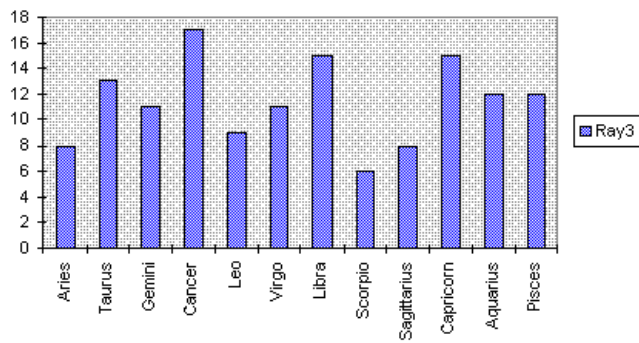


Figure #3, Ray 3: 338 Sun Signs

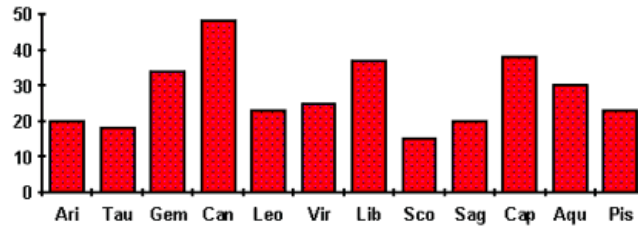


Figure 4

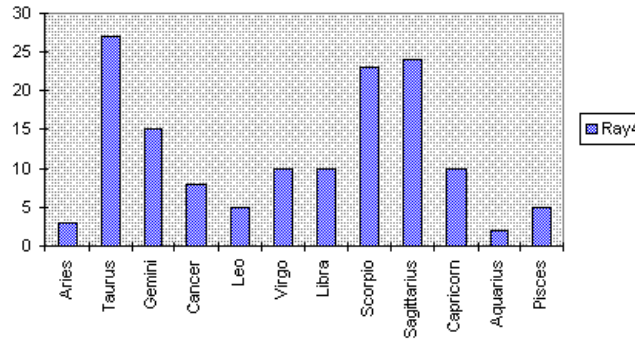


Figure #4, Ray 4: 574 Sun Signs

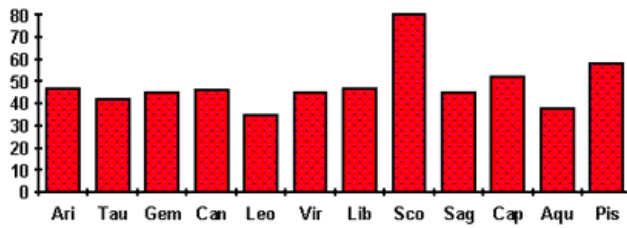


Figure 5

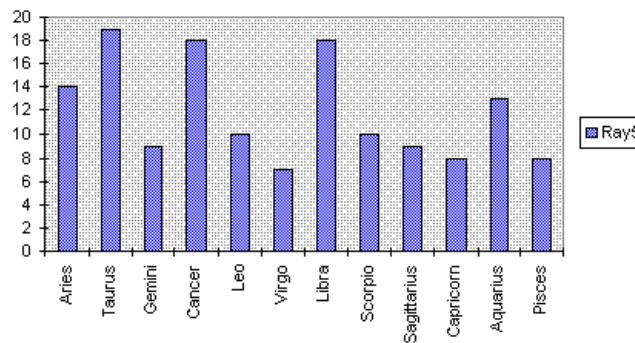
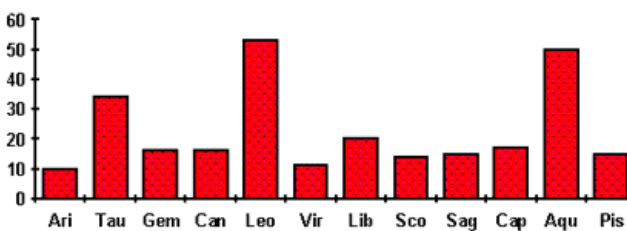
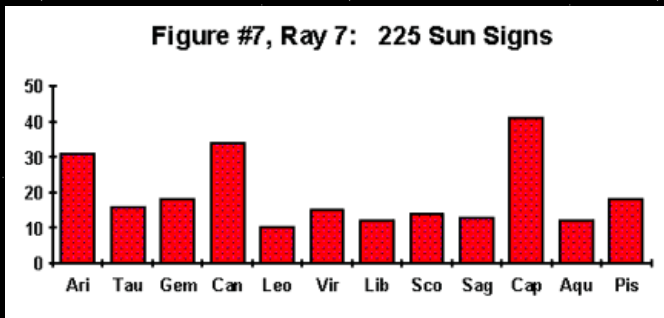
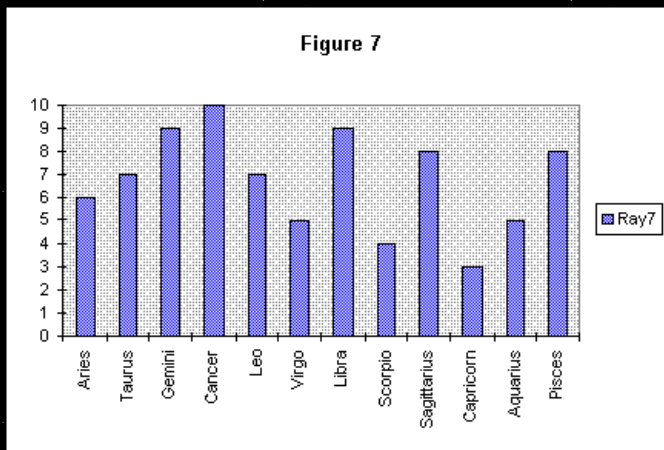
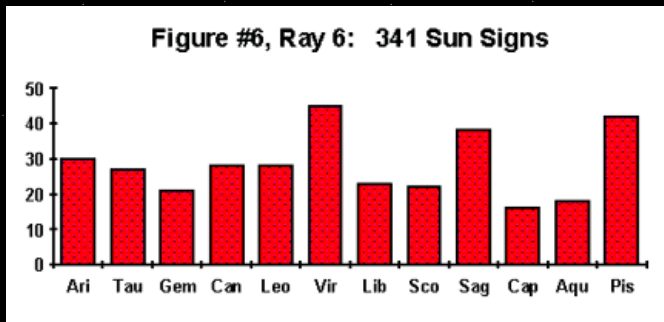
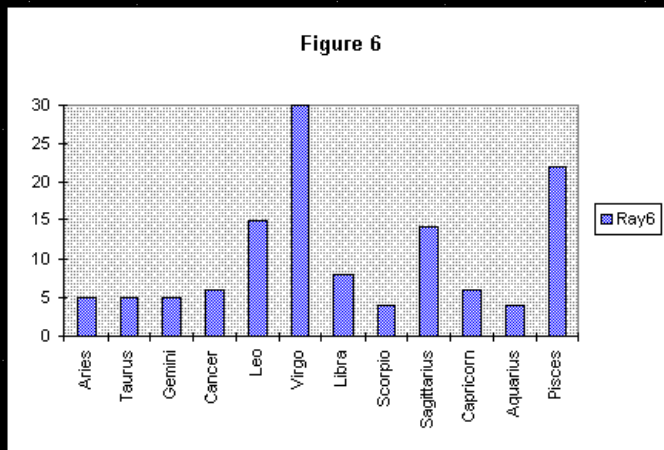


Figure #5, Ray 5: 282 Sun Signs





The interface design, menus and graphics are copyright by [Alexey Vorobyov](#).
©Copyright 2000